

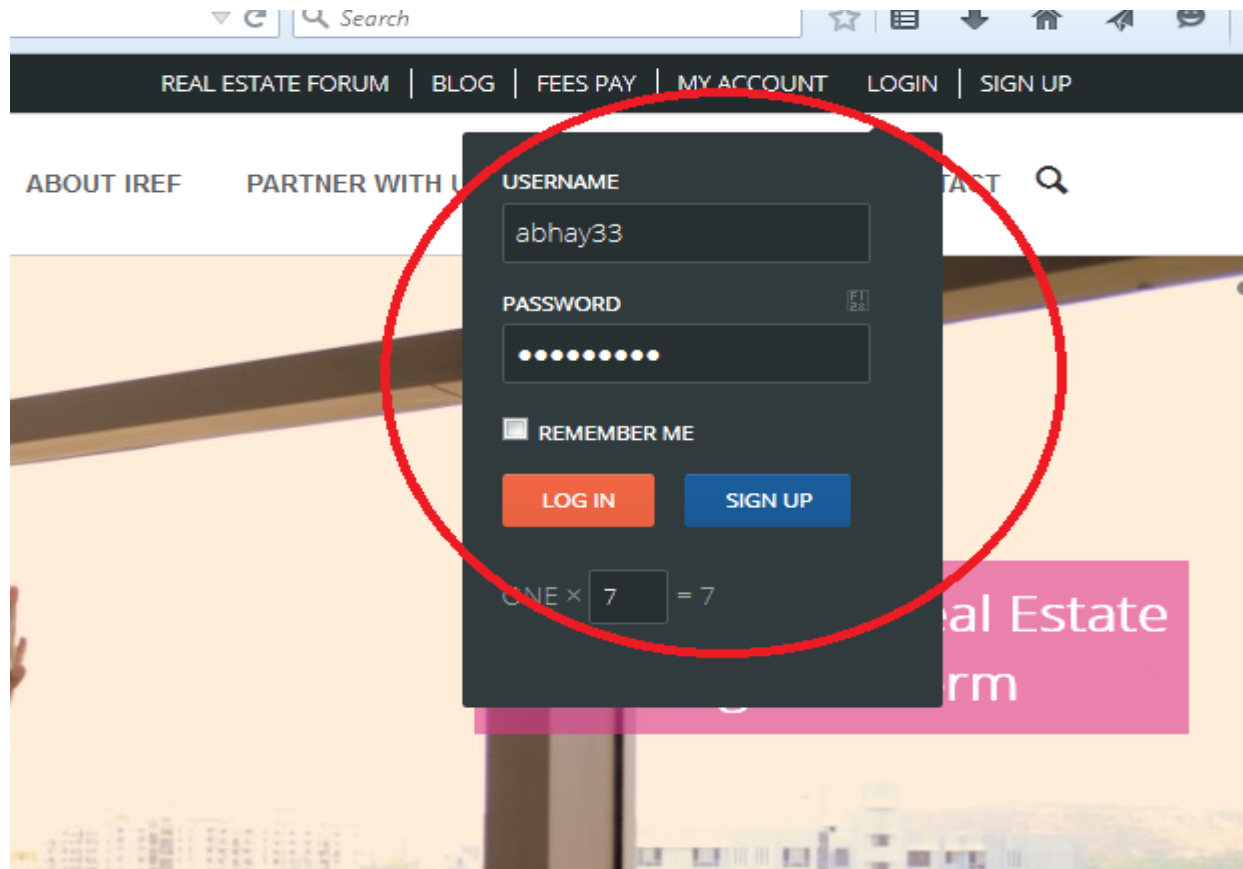
# User Manual Guide

For [iref.co.in](http://iref.co.in)

The screenshot displays the IREF website homepage. At the top, the browser address bar shows [www.iref.co.in](http://www.iref.co.in). The website header includes the IREF logo (Institute of Real Estate and Finance) and a navigation menu with links for HOME, ABOUT IREF, PARTNER WITH US, COURSES, SHOP, and CONTACT. A secondary navigation bar contains links for REAL ESTATE FORUM, BLOG, FEES PAY, MY ACCOUNT, LOGIN, and SIGN UP. The main content area features a dark blue banner with the text "Be a IREF certified real estate professional now!". Below this banner is a carousel of five hexagonal tiles, each containing an award or affiliation: 1. Lokmat National Real Estate Leadership Award 2014. 2. Certificate of Appreciation from the Ministry of Real Estate & Public Works, Government of India. 3. Winner of Leadership & Innovation award from the National Real Estate Development Council. 4. Member of the National Real Estate Development Council. 5. Knowledge Partner with SYMBIOSIS Institute of Management Studies. At the bottom of the page, there are three small video thumbnails labeled "Free Courses", "Online Courses", and "Distance Learning", followed by a SYMBIOSIS logo and an "Offline - Leave a message" button. The Windows taskbar at the bottom shows the system clock as 2:22 PM on 12/23/2014.

# Step -1

- Login with your given id and password



The image shows a web browser window with a login form overlay. The browser's address bar contains a search icon and the text "Search". The website's navigation bar includes links for "REAL ESTATE FORUM", "BLOG", "FEES PAY", "MY ACCOUNT", "LOGIN", and "SIGN UP". The login form is a dark gray modal box with a red circle around it. It contains the following elements:

- USERNAME**: A text input field containing "abhay33".
- PASSWORD**: A password input field with 10 dots, indicating a masked password.
- REMEMBER ME**: A checkbox that is currently unchecked.
- LOG IN**: An orange button.
- SIGN UP**: A blue button.

Below the login form, a portion of a math problem is visible: "ONE × 7 = 7".

# Step-2

- Welcome To Dashboard

The screenshot displays a web browser window with the URL [www.iref.co.in/members/swati27/dashboard/](http://www.iref.co.in/members/swati27/dashboard/). The page header includes the IREF logo and navigation links: REAL ESTATE FORUM, BLOG, FEES PAY, MY ACCOUNT, and SWATI. The main navigation menu contains HOME, ABOUT IREF, PARTNER WITH US, COURSES, SHOP, and CONTACT. The dashboard content includes a user profile for 'swati' (@swati27) and a progress summary:

- You have 1 announcements (CLICK TO EXPAND)
- 0 COURSES COMPLETED
- 0 QUIZ COMPLETED
- 0 ASSIGNMENT COMPLETED
- 7 UNIT COMPLETED

Below the progress summary is a 'Student Statistics' section with tabs for COURSES, QUIZ, and ASSIGNMENTS. The COURSES tab is currently selected. The Windows taskbar at the bottom shows the time as 2:32 PM on 12/23/2014.

# Step-3

- Click On your Course

The image shows a user profile page for 'swati' (@swati27). The sidebar on the left contains navigation options: DASHBOARD, COURSES (highlighted with a red circle and a notification badge of 5), ACTIVITY, PROFILE, NOTIFICATIONS (0), MESSAGES (0), FRIENDS (0), GROUPS (0), and SETTINGS. The main content area has tabs for COURSES, QUIZ, and ASSIGNMENTS. Below the tabs are three sections: 'Course Progress' (with a sub-section for 'Certified Real Estate Professional In...'), 'To do List' (with a 'SAVE' button), and 'Contact Instructors' (with a dropdown menu).

# Step-4

- Click On Take This Course

Institute of Real Estate and Finance

ONLINE PROGRAM



POST GRADUATE PROGRAM IN REAL ESTATE ENTREPRENEURSHIP

REAL ESTATE, REAL ESTATE ENTREPRENEURSHIP,

## Post Graduate Program In Real Estate Entrepreneurship

★★★★★ (0 REVIEWS)

70 STUDENTS

HOME > COURSE > REAL ESTATE > REAL ESTATE ENTREPRENEURSHIP  
> POST GRADUATE PROGRAM IN REAL ESTATE ENTREPRENEURSHIP

## Post Graduate Program In Real Estate Entrepreneurship

This course is specifically for the people interested to start their own company in Real Estate . This course if focused towards gaining knowledge & deeper understanding of Real Estate Sector and helping individuals to start their own real estate company .(ex Real Estate Development Firm or Real Estate Consulting Firm)

For Whom ?

- Anyone who wants to start a business in Real Estate.
- Working Professional from Non Real Estate Industry wanting to shift to Real Estate
- Working professionals in Real Estate Industry with 0-1 yrs of work experience
- Fresher (Graduates/MBAs) who want to make a career in Real Estate

TAKE THIS COURSE

4 / 120 SEATS

RS.12,000.00

6 MONTHS

CIVIL ENGINEERS, GRADUATE, MBA/PG, ONLINE COURSE, REAL ESTATE CONSULTANT

120 SEATS

FOR

# Step-5

- Click On Start Course



HOME ABOUT IREF PARTNER WITH US COURSES SHOP CONTACT



HOME > COURSE > REAL ESTATE > REAL ESTATE ENTREPRENEURSHIP  
> POST GRADUATE PROGRAM IN REAL ESTATE ENTREPRENEURSHIP

## Post Graduate Program In Real Estate Entrepreneurship

This course is specifically for the people interested to start their own company in Real Estate . This course if focused towards gaining knowledge & deeper understanding of Real Estate Sector and helping individuals to start their own real estate company .(ex Real Estate Development Firm or Real Estate Consulting Firm)

For Whom ?

- Anyone who wants to start a business in Real Estate.

START COURSE

START  
COURSE



5 MONTHS, 4 WEEKS



CIVIL ENGINEERS, GRADUATE,  
MBA/PG, ONLINE COURSE, REAL  
ESTATE CONSULTANT

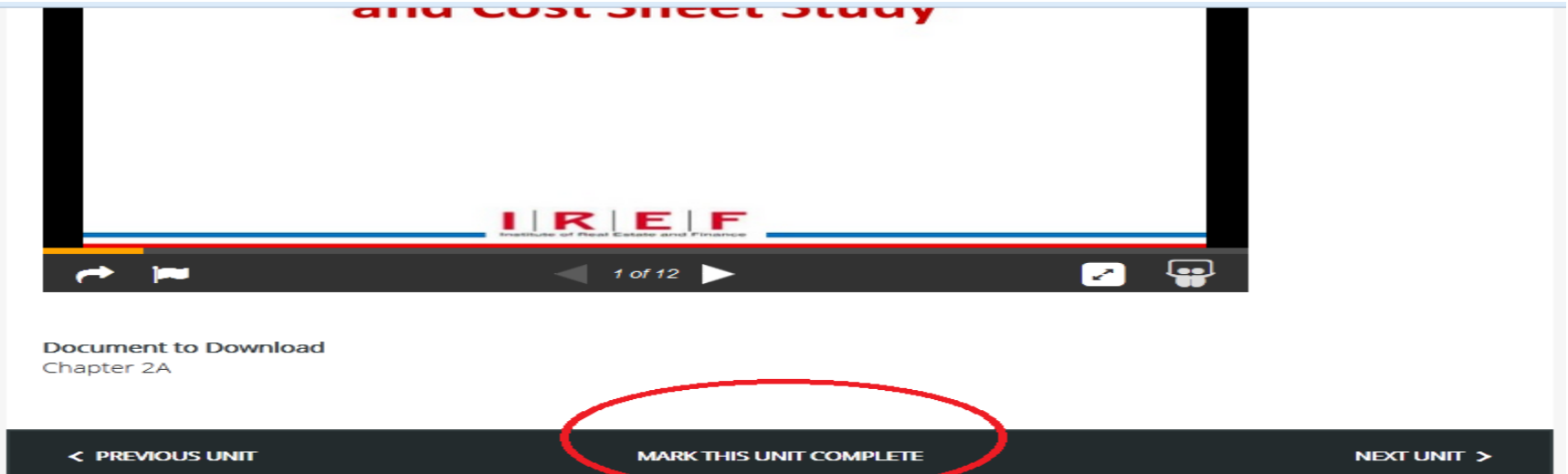


120 SEATS



# Step-6

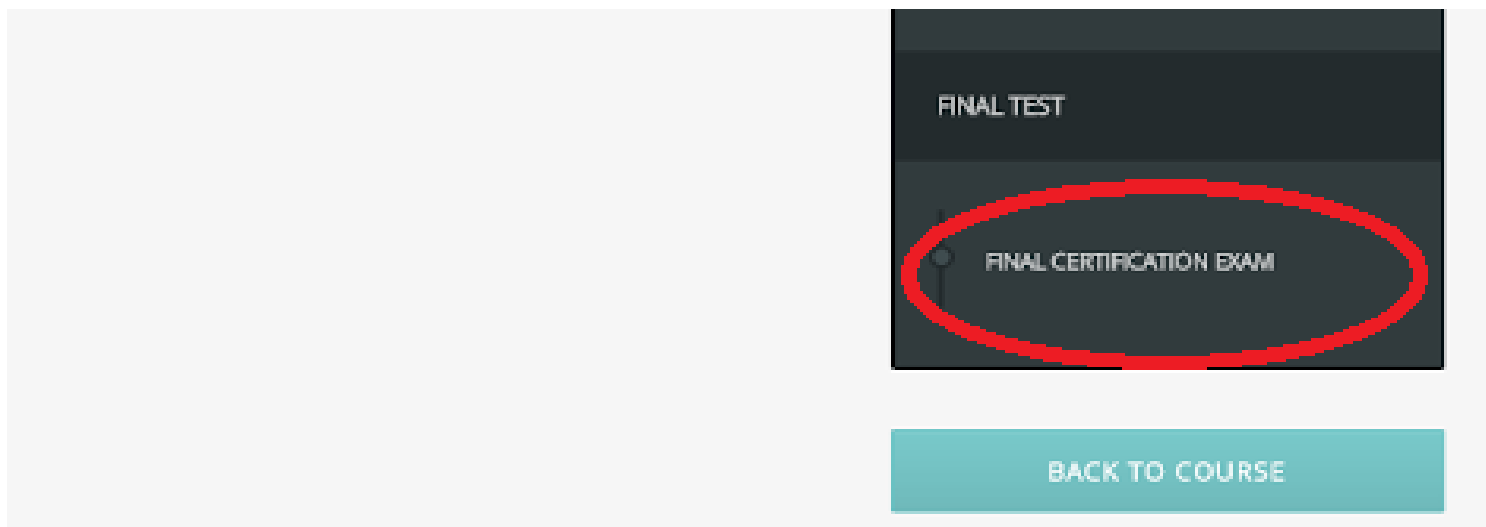
- In Lesson See Presentation, Play Video, Click On Document to Download.
- After that click on Mark This Unit Complete



The screenshot displays a video player interface. At the top, the text "and Cost Sheet Study" is visible in red. Below the video frame, the logo "IREF" is shown, with "Institute of Real Estate and Finance" written underneath. The video player controls include a progress bar, a play/pause button, and a "1 of 12" indicator. Below the video player, the text "Document to Download Chapter 2A" is displayed. At the bottom of the interface, there are three navigation buttons: "< PREVIOUS UNIT", "MARK THIS UNIT COMPLETE" (which is circled in red), and "NEXT UNIT >".


# Step-7

- At last Click on Final Exam





- Similarly Complete on by one each units as well as course.
- Then Click on Review



- At last Click on Finish Course

